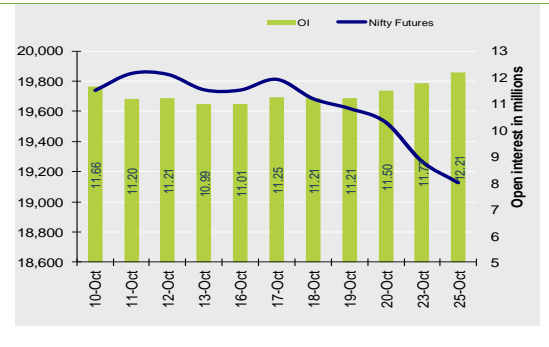


Nifty Snapshot

	Close	Prv Cl.	Ab chg	% chg
Spot	19,122.15	19,281.75	-159.60	-0.83
Futures	19,128.00	19,269.20	-141.20	-0.73
OI(ml shr)	12.21	11.77	0.44	3.71
Vol (lots)	313032	203731	109301	53.65
COC	5.85	-12.55	18.40	-146.6
PCR-OI	0.68	0.69	-0.01	-1.7

Nifty Futures Price v/s OI



Institutional Activity in previous trading session

(in Rs cr.)	Buy	Sell	Net
Index Futures	8459.02	8610.72	-151.70
Index Options	1571388.63	1541198.74	30189.89
Stock Futures	62767.74	60613.10	2154.64
Stock Options	12007.98	12761.56	-753.58
FII Cash	9,075.61	13,312.21	-4,236.60
DII Cash	9,638.55	6,069.19	3,569.36

Net FII Activity (in Rs cr.)

Date	Idx Fut	Stk Fut	Idx Opt	Cash
25-Oct	-151.7	2154.6	30189.9	-4237
23-Oct	-327.6	6372.1	-14610.8	252
20-Oct	-636.4	-811.7	8186.4	456
19-Oct	-392.2	593.2	29011.6	-1093
18-Oct	-385.0	-1495.6	-28425.9	-1832
17-Oct	464.5	2187.7	8838.4	264

Technical Pivot (Intraday):

	S2	S1	PIVOT	R1	R2
NIFTY	18900	19015	19180	19295	19465
BANKNIFTY	42345	42580	42990	43220	43630

(Price is in Rs; OI is in million units; Price chg and OI chg are in percentage) **NB RESEARCH**

Fresh Longs seen in:

Scrip	Price	Price chg	OI	OI Chg
SUNTV	632.2	0.2	9.3	7.5
IDFC	119.8	0.5	89.4	6.8
MARUTI	10580.2	0.1	3.4	5.7

Short Covering seen in:

Scrip	Price	Price chg	OI	OI Chg
IDFCFIRSTB	87.4	0.8	279.4	-13.2
RAMCOCEM	981.8	0.5	3.5	-10.8
AUBANK	707.2	1.6	13.4	-8.4

Fresh Shorts seen in:

Scrip	Price	Price chg	OI	OI Chg
TATACHEM	963.1	-1.5	9.8	14.1
NTPC	231.9	-1.6	87.1	7.8
IBULHSGFIN	156.2	-0.7	57.8	6.8

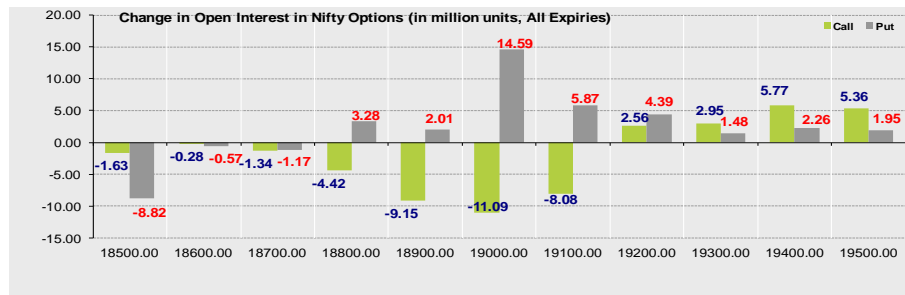
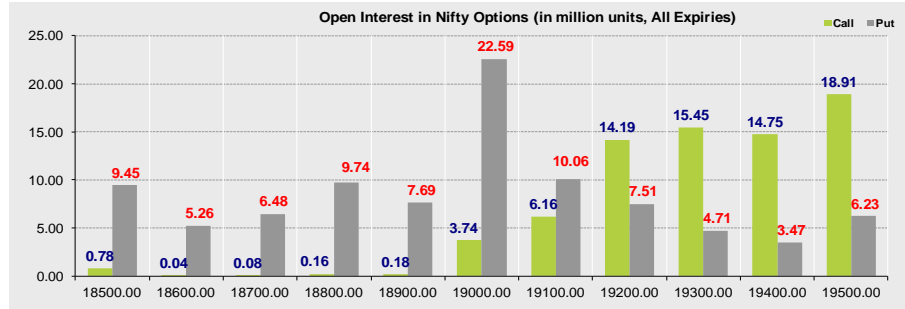
Long Unwinding seen in:

Scrip	Price	Price chg	OI	OI Chg
METROPOLIS	1448.8	-2.5	1.8	-11.1
RBLBANK	226.6	-1.7	55.3	-10.7
TVSMOTOR	1574.1	-0.9	7.8	-10.6

Summary

- Indian markets closed on a negative note where selling was mainly seen in Banking, Finance, Automobile sectors. Nifty Oct Future closed at 19128 (down 141.20 points) at a premium of 5.85 pts to spot.
- FII's were net sellers in Cash to the tune of 4237 Cr and were net sellers in index futures to the tune of 151.70 Cr.
- India VIX increased by 3.73% to close at 11.31 touching an intraday high of 12.18.

Open Interest in Nifty Options:



- The above second chart shows previous trading day's change in Nifty options where Addition in OI were seen in 19200, 19100, 19000 strike Puts and at 19300, 19400, 19500 strike Calls neutral to bearish undertone in the market in the near term.
- Highest OI build-up is seen at 19500 strike Calls and 19000 strike Puts, to the tune of 18.91mn and 22.59mn respectively.

Outlook on Nifty:

Index is likely to open on a gap down note today and is likely to remain cautious during the day.

NIFTY50 Options OI (CE OI = Resistance) (PE OI = Support)

Symbol	Highest CE OI	Highest PE OI	CMP
ADANI PORTS	850	800	768
ADANI ENT	2500	2000	2258
ASIAN PAINT	3400	3000	3068
AXIS BANK	1020	960	957
BAJAJ-AUTO	5500	5300	5355
BAJAJ FINSV	1700	1500	1609
BAJ FINANCE	8000	7500	7698
BHARTIARTL	960	920	925
BPCL	360	330	340
BRITANNIA	4600	4400	4538
CIPLA	1200	1160	1155
COALINDIA	315	280	310
DIVISLAB	3800	3400	3454
DRREDDY	5700	5200	5504
EICHERMOT	3500	3300	3390
GRASIM	2000	1800	1877
HCLTECH	1300	1200	1232
HDFC BANK	1560	1500	1496
HDFCLIFE	650	640	616
HEROMOTOCO	3200	3000	3143
HINDALCO	500	450	462
HINDUNILVR	2520	2500	2477
ICICIBANK	950	900	914
ITC	450	440	433
INDUSINDBK	1460	1400	1415

NIFTY50 Options OI (CE OI = Resistance) (PE OI = Support)

Symbol	Highest CE OI	Highest PE OI	CMP
INFY	1500	1400	1370
IOC	100	88	88
JSWSTEEL	800	750	749
KOTAK BANK	1800	1700	1729
LT	3100	2900	2917
LTIM	5500	5200	5197
M&M	1600	1500	1567
MARUTI	11000	10500	10580
NESTLEIND	25000	23000	24309
NTPC	245	220	232
ONGC	185	185	184
POWERGRID	210	180	199
RELIANCE	2400	2200	2257
SBILIFE	1370	1250	1315
SBIN	600	550	556
SUNPHARMA	1150	1100	1120
TATA CONSUM	920	890	889
TATA MOTORS	670	670	638
TATA STEEL	130	125	122
TCS	3600	3300	3389
TECHM	1200	1100	1143
TITAN	3300	3100	3192
ULTRACEMCO	8700	8000	8253
UPL	630	630	581
WIPRO	420	380	382

Derivative Recommendations:

Stock Name	Call (Buy/Sell)	Entry price	Targets	Stop Loss	Duration	Status

FROM THE EQUITY DERIVATIVE DESK:

NIRAV HARISH CHHEDA
AVP - DERIVATIVES AND TECHNICAL RESEARCH
E-Mail: nirav.chheda@nirmalbang.com
Tel no: 6273-8199/8000

AMIT BHUPTANI
SNR.DERIVATIVES AND TECHNICAL RESEARCH ANALYST
E-Mail: amit.bhuptani@nirmalbang.com
Tel no: 6273-8242/8000

DISCLOSURES

Research Reports that are published by Nirmal Bang Securities Private Limited (hereinafter referred to as "NBSPL") are for private circulation only. NBSPL is a registered Research Analyst under SEBI (Research Analyst) Regulations, 2014 having Registration no. INH000001766. NBSPL is also a registered Stock Broker with National Stock Exchange of India Limited, BSE Limited, Metropolitan Stock Exchange of India Limited, Multi Commodity Exchange of India Limited, National Commodity and Derivative Exchange Limited and Indian Commodity Exchange Limited in cash and Equity and Commodities derivatives segments.

NBSPL has other business divisions with independent research teams separated by Chinese walls, and therefore may, at times, have different or contrary views on stocks and markets.

NBSPL or its associates have not been debarred / suspended by SEBI or any other regulatory authority for accessing / dealing in securities Market. NBSPL, its associates or analyst or his relatives do not hold any financial interest (Except Investment) in the subject company. NBSPL or its associates or Analyst do not have any conflict or material conflict of interest at the time of publication of the research report with the subject company. NBSPL or its associates or Analyst or his relatives may or may not hold beneficial ownership of 1% or more in the subject company at the end of the month immediately preceding the date of publication of this research report.

NBSPL or its associates / analyst has not received any compensation / managed or co-managed public offering of securities of the company covered by Analyst during the past twelve months. NBSPL or its associates have not received any compensation or other benefits from the company covered by Analyst or third party in connection with the research report. Analyst has not served as an officer, director or employee of Subject Company. NBSPL / analyst has not been engaged in market making activity of the subject company.

Analyst Certification: The research analysts and authors of these reports, hereby certify that the views expressed in this research report accurately reflects my/our personal views about the subject securities, issuers, products, sectors or industries. It is also certified that no part of the compensation of the analyst(s) was, is, or will be directly or indirectly related to the inclusion of specific recommendations or views in this research. The analyst(s) principally responsible for the preparation of this research report and has taken reasonable care to achieve and maintain independence and objectivity in making any recommendations.

DISCLAIMER

This report is for the personal information of the authorized recipient and does not construe to be any investment, legal or taxation advice to you. NBSPL is not soliciting any action based upon it. Nothing in this research shall be construed as a solicitation to buy or sell any security or product, or to engage in or refrain from engaging in any such transaction. In preparing this research, we did not take into account the investment objectives, financial situation and particular needs of the reader.

This research has been prepared for the general use of the clients of NBSPL and must not be copied, either in whole or in part, or distributed or redistributed to any other person in any form. If you are not the intended recipient you must not use or disclose the information in this research in any way. Though disseminated to all the customers simultaneously, not all customers may receive this report at the same time. NBSPL will not treat recipients as customers by virtue of their receiving this report. This report is not directed or intended for distribution to or use by any person or entity resident in a state, country or any jurisdiction, where such distribution, publication, availability or use would be contrary to law, regulation or which would subject NBSPL & its group companies to registration or licensing requirements within such jurisdictions.

The report is based on the information obtained from sources believed to be reliable, but we do not make any representation or warranty that it is accurate, complete or up-to-date and it should not be relied upon as such. We accept no obligation to correct or update the information or opinions in it. NBSPL or any of its affiliates or employees shall not be in any way responsible for any loss or damage that may arise to any person from any inadvertent error in the information contained in this report. NBSPL or any of its affiliates or employees do not provide, at any time, any express or implied warranty of any kind, regarding any matter pertaining to this report, including without limitation the implied warranties of merchantability, fitness for a particular purpose, and non-infringement. The recipients of this report should rely on their own investigations.

This information is subject to change without any prior notice. NBSPL reserves its absolute discretion and right to make or refrain from making modifications and alterations to this statement from time to time. Nevertheless, NBSPL is committed to providing independent and transparent recommendations to its clients, and would be happy to provide information in response to specific client queries.

Before making an investment decision on the basis of this research, the reader needs to consider, with or without the assistance of an adviser, whether the advice is appropriate in light of their particular investment needs, objectives and financial circumstances. There are risks involved in securities trading. The price of securities can and does fluctuate, and an individual security may even become valueless. International investors are reminded of the additional risks inherent in international investments, such as currency fluctuations and international stock market or economic conditions, which may adversely affect the value of the investment. Opinions expressed are subject to change without any notice. Neither the company nor the director or the employees of NBSPL accept any liability whatsoever for any direct, indirect, consequential or other loss arising from any use of this research and/or further communication in relation to this research. Here it may be noted that neither NBSPL, nor its directors, employees, agents or representatives shall be liable for any damages whether direct or indirect, incidental, special or consequential including lost revenue or lost profit that may arise from or in connection with the use of the information contained in this report.

Copyright of this document vests exclusively with NBSPL. Our reports are also available on our website www.nirmalbang.com